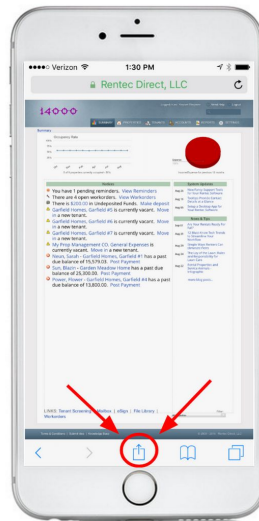


Make Your Rentec Direct Software Act Like a Mobile App

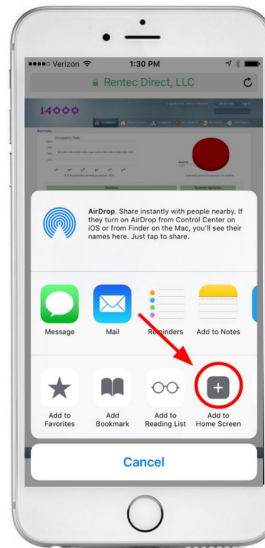
Here's how to set up a Mobile Phone App Shortcut on an iPhone

Instructions For iPhone:

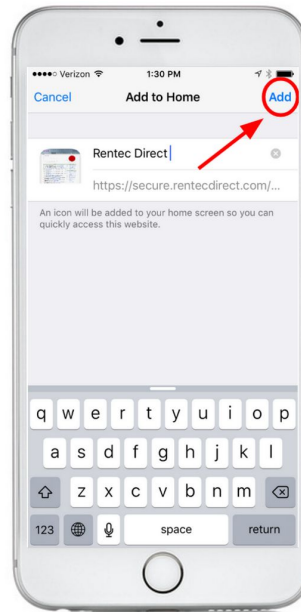
1. Open a web browser on your iPhone and log into your Rentec Direct - select the *Remember Me* box if you want to save time down the road (and don't forget to have [2-factor authentication enabled](#))
2. Once logged into your account, choose the download button on the bottom bar of your screen (it looks like a rectangle with an arrow pointing up).



3. Next choose "Add to Home screen" (it looks like a square containing a plus sign)



4. Click the Add button in the upper right side of the screen.



5. Go back to your phone's home screen and find the Rentec app icon. It should look like a mini version of the summary screen in the icon.

