

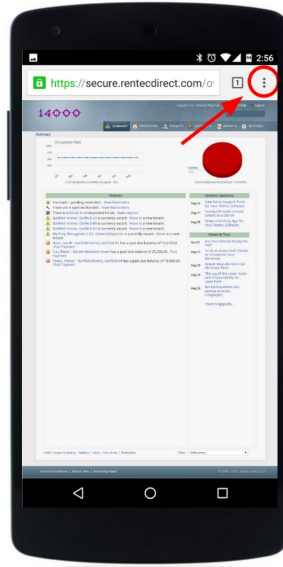
# Make Your Rentec Direct Software Act Like a Mobile App

Here's how to set up a Mobile Phone App Shortcut on an Android

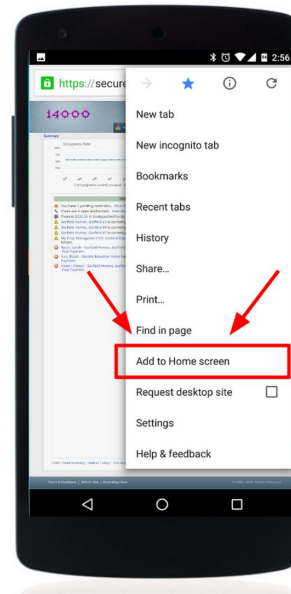
Instructions For Android:

1. Open a web browser on your Android mobile phone and log into your Rentec Direct - select the *Remember Me* box if you want to save time down the road (and don't forget to have [2-factor authentication enabled](#))

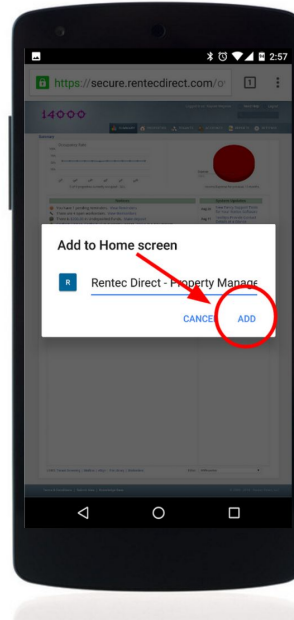
2. Once logged into your account, click the more options icon in the upper right corner of the screen. It looks like 3 little vertical dots.



3. Choose the "Add to Home screen" from the drop-down menu that appears



4. Click the ADD button.



5. Go back to your phone's home screen and find the Rentec app icon. It should look like a blue square containing a capitalized R.

